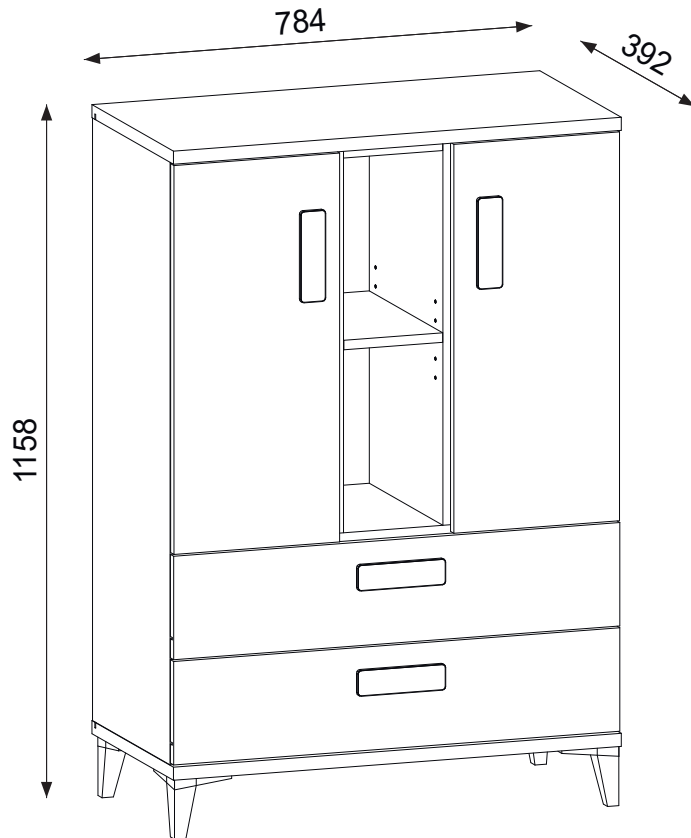
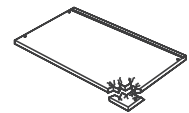
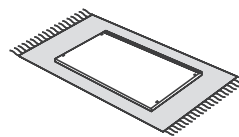


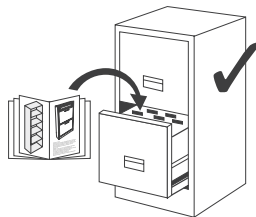
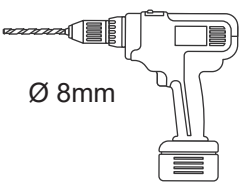
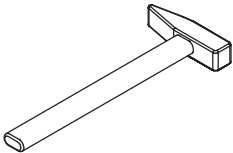
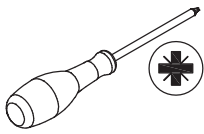
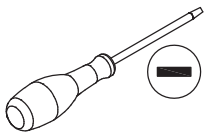
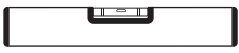
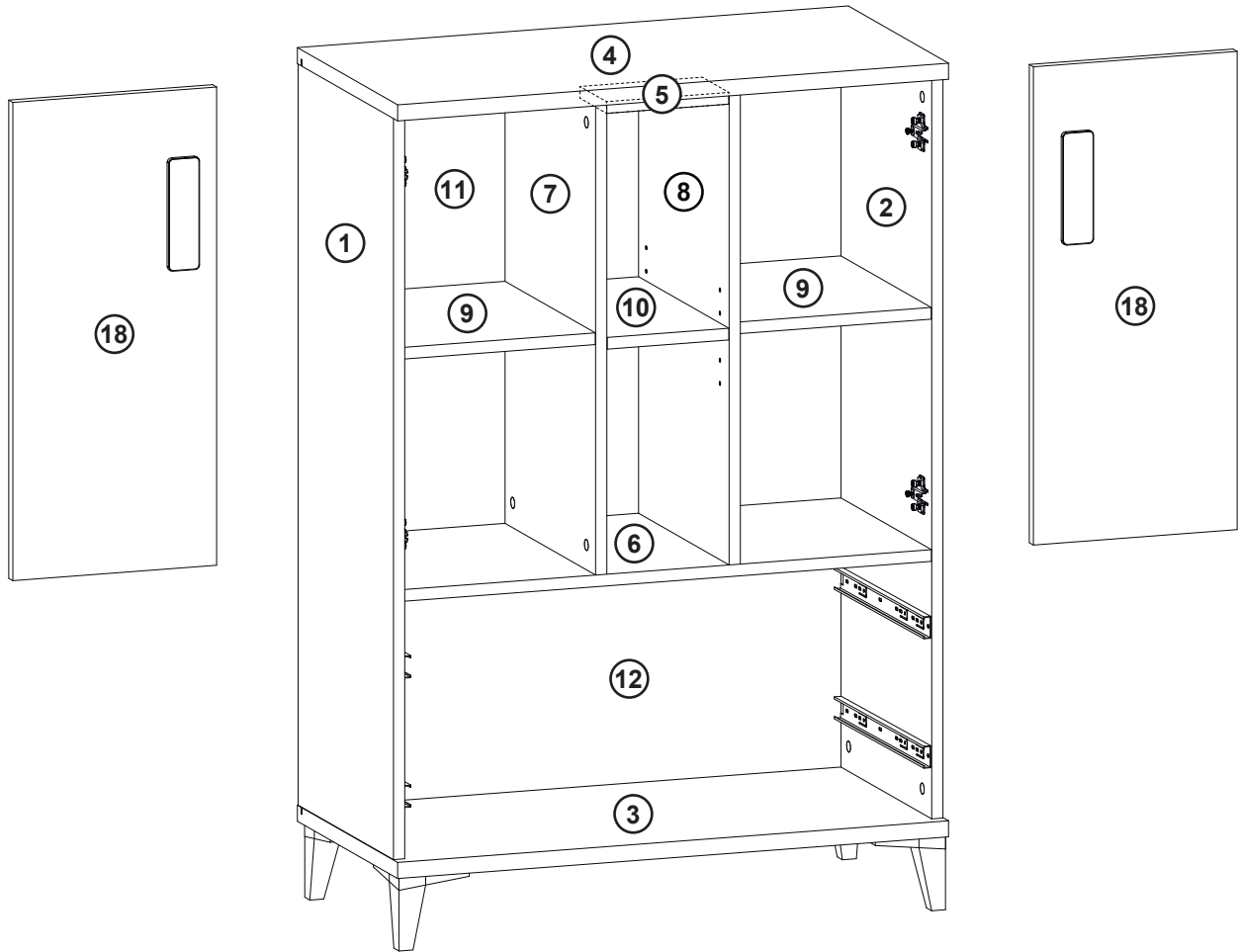
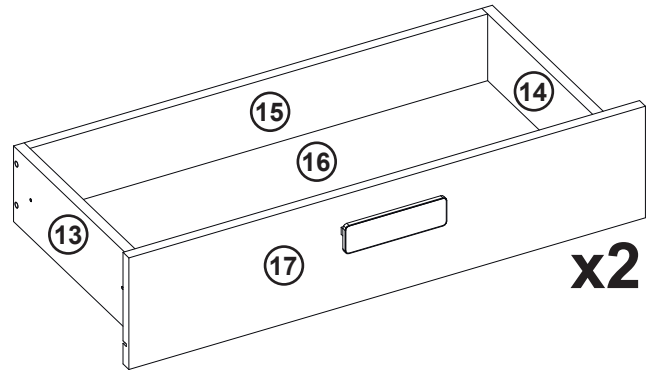
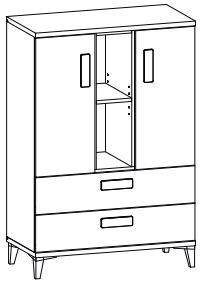




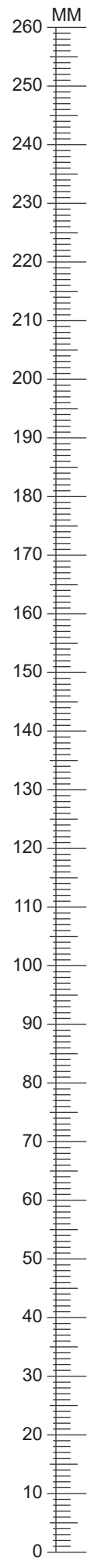
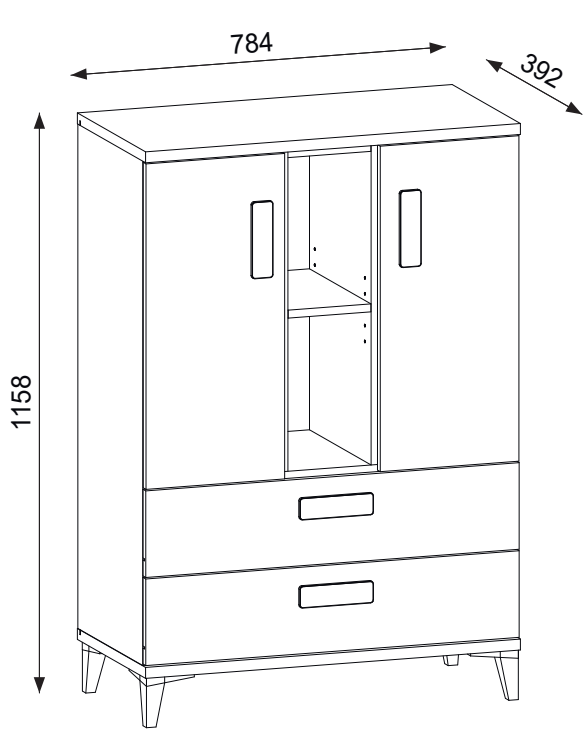
Modell **Kubo KB 03**

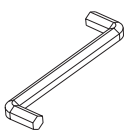
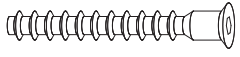

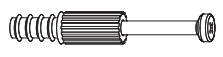
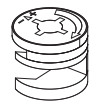

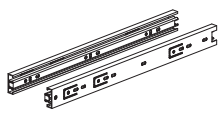


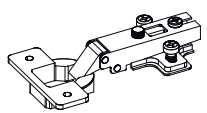





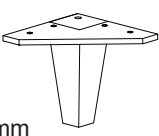


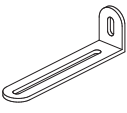

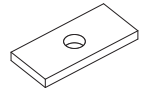




A	B (mm)		C	D
1	1014	373	16	x1 1/2
2	1014	373	16	x1 1/2
3	784	392	22	x1 1/2
4	784	392	22	x1 1/2
5	174	104	16	x1 2/2
6	750	354	16	x1 1/2
7	646	354	16	x1 1/2
8	646	354	16	x1 1/2
9	272	353	16	x2 1/2

A	B (mm)		C	D
10	173	353	16	x1 1/2
11	766	331	16	x1 2/2
12	766	698	2.5	x1 2/2
13	350	118	16	x2 2/2
14	350	118	16	x2 2/2
15	692	104	16	x2 2/2
16	708	358	2.5	x2 2/2
17	781	174	16	x2 2/2
18	654	290	16	x2 2/2



<p>1x</p>  <p>4mm</p> <p>z1</p>	<p>8x</p>  <p>Ø 6,3x50mm</p> <p>e27</p>	<p>32x</p>  <p>Ø 8x30mm</p> <p>f1</p>
<p>36x</p>  <p>45mm</p> <p>r23</p>	<p>36x</p>  <p>Ø 15x12mm</p> <p>r1</p>	<p>28x</p>  <p>Ø 20mm</p> <p>s1</p>
<p>2x</p>  <p>L=350mm</p> <p>n2</p>	<p>4x</p>  <p>154x44x24mm</p> <p>k3</p>	<p>8x</p>  <p>Ø 12mm</p> <p>s3</p>
<p>4x</p>  <p>Ø 35mm</p> <p>ab1</p>	<p>16x</p>  <p>Ø 5x11 mm</p> <p>e5</p>	<p>14x</p>  <p>10x10x15mm</p> <p>l2</p>
<p>4x</p>  <p>Ø 6mm</p> <p>r5</p>	<p>8x</p>  <p>Ø 4x25mm</p> <p>p26</p>	<p>16x</p>  <p>Ø 4x20mm</p> <p>p27</p>
<p>4x</p>  <p>h=100mm</p> <p>k49</p>	<p>10x</p>  <p>Ø 3,5x16mm</p> <p>p51</p>	<p>29x</p>  <p>Ø 2x20mm</p> <p>g1</p>
<p>1x</p>  <p>L=75x25x15mm</p> <p>n14/2</p>	<p>4x</p>  <p>Ø 5mm</p> <p>d1</p>	<p>5x</p>  <p>L=20x10x2 mm</p> <p>n108</p>

1

f1 x 8



Ø 8x30mm

r1 x 8



Ø 15x12mm

r23 x 8




45mm

b1 x 4



40x50x12mm

n2 x 2

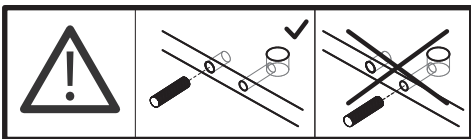
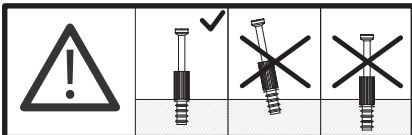
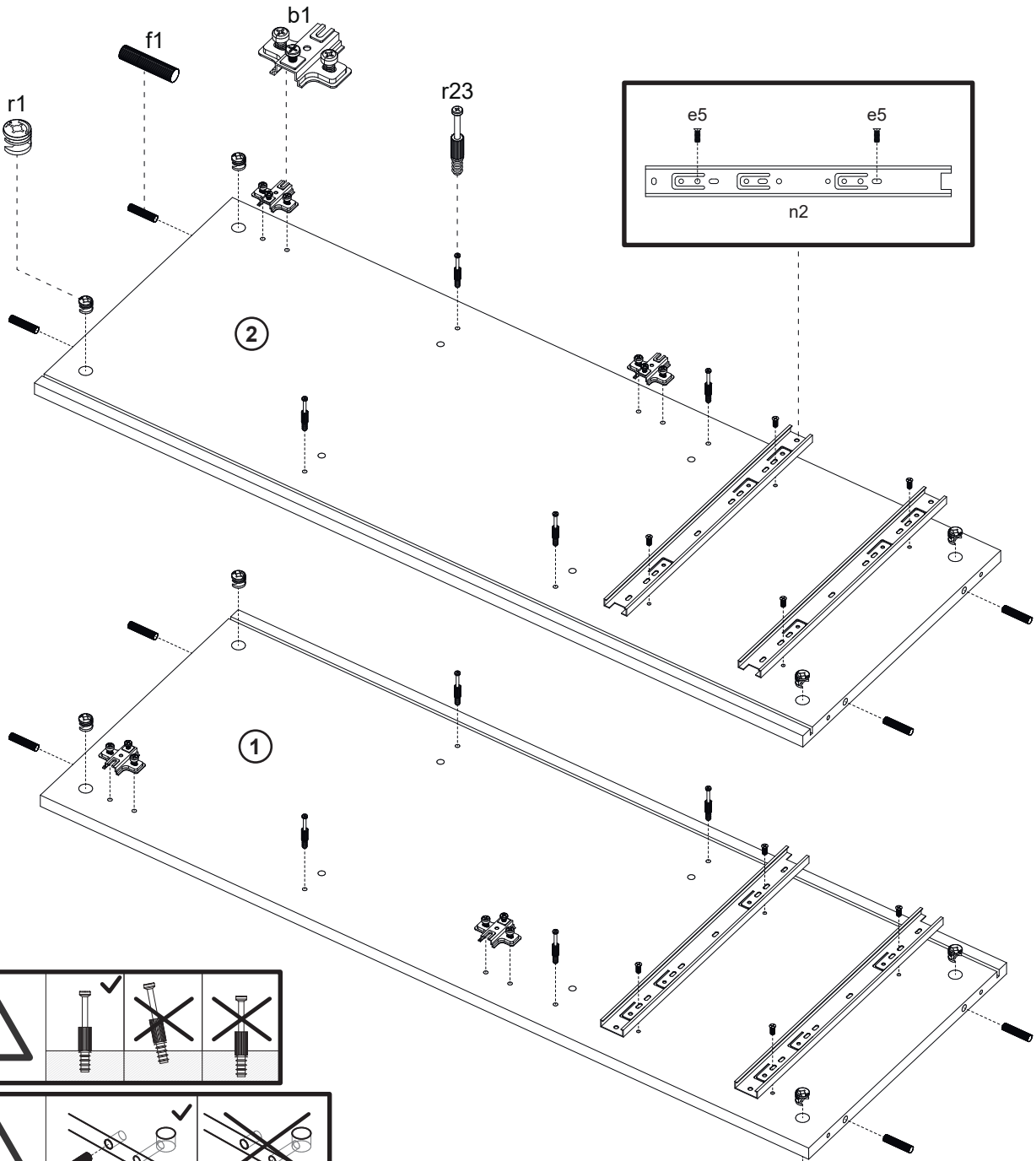

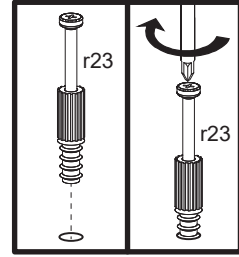
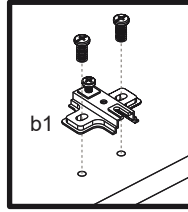
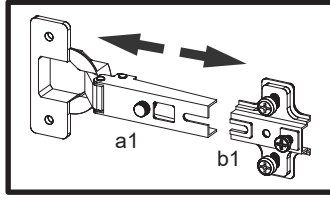
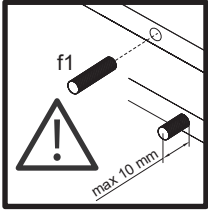








L=350mm

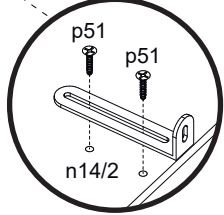
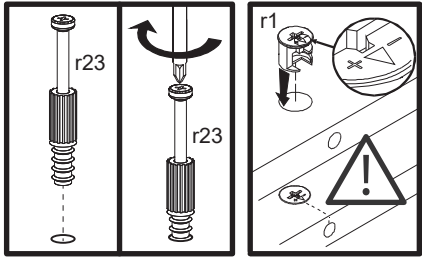
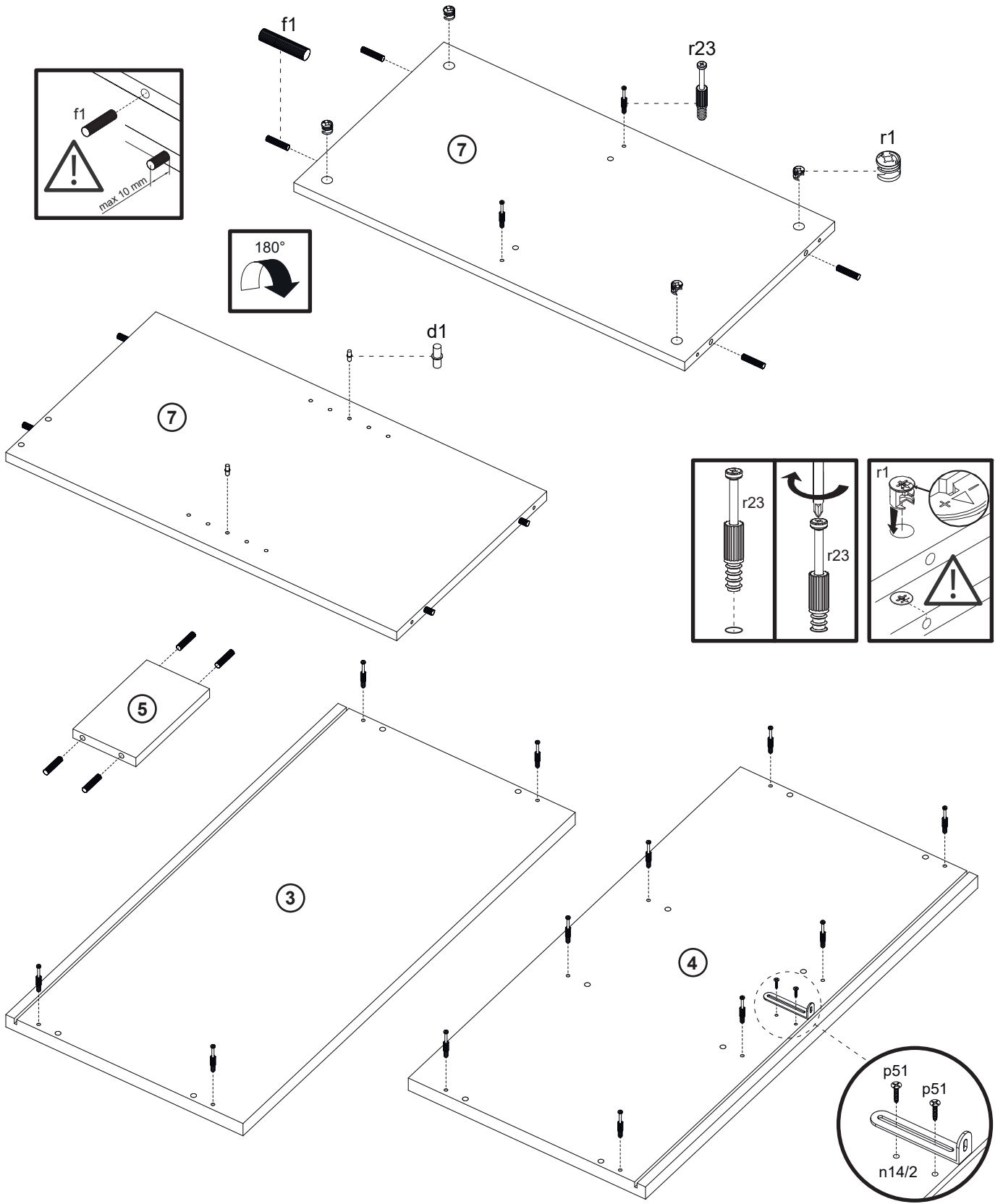
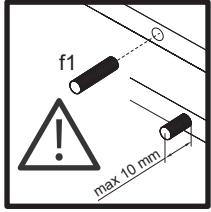
e5 x 8



Ø 5x11mm



2	f1 x 8	r1 x 4	r23 x 14	d1 x 2	n14/2 x 1	p51 x 2
	 Ø 8x30mm	 Ø 15x12mm	 45mm	 Ø 5mm	 L=75x25x15mm	 Ø 3,5x16mm



3

f1 x 16



Ø 8x30mm

r1 x 16



Ø 15x12mm

r23 x 6

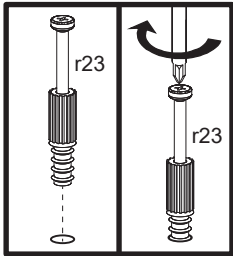
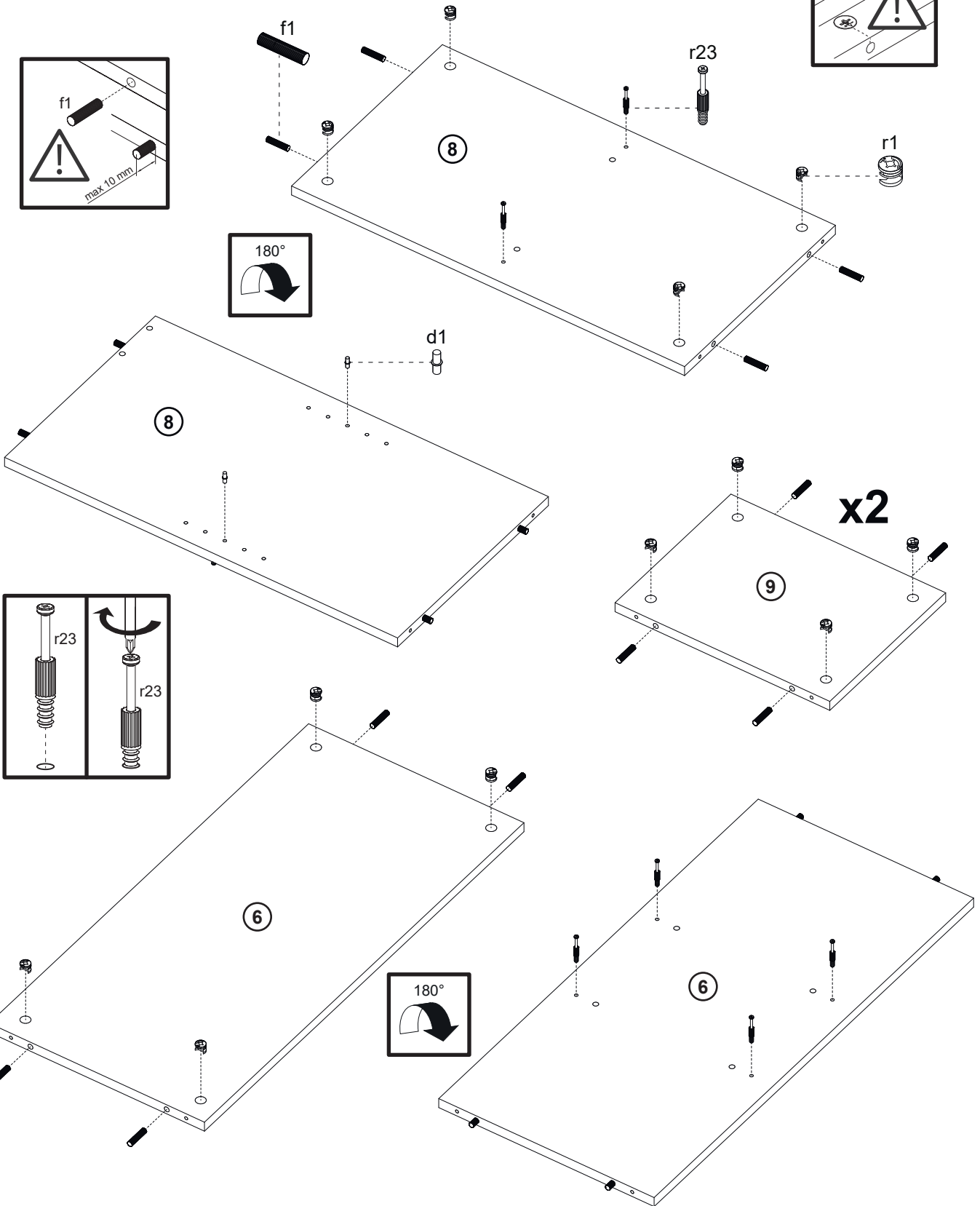
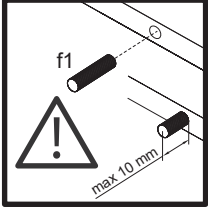



45mm

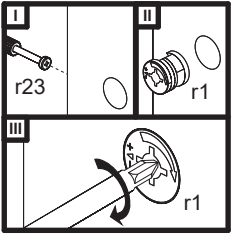
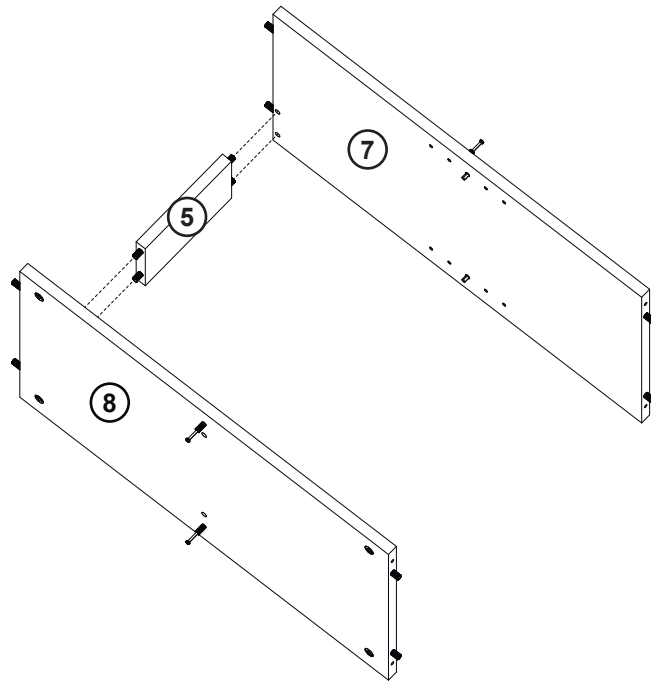
d1 x 2



Ø 5mm



4

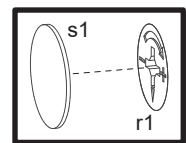
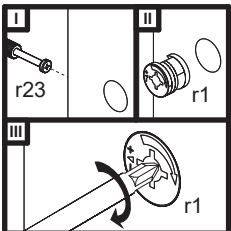
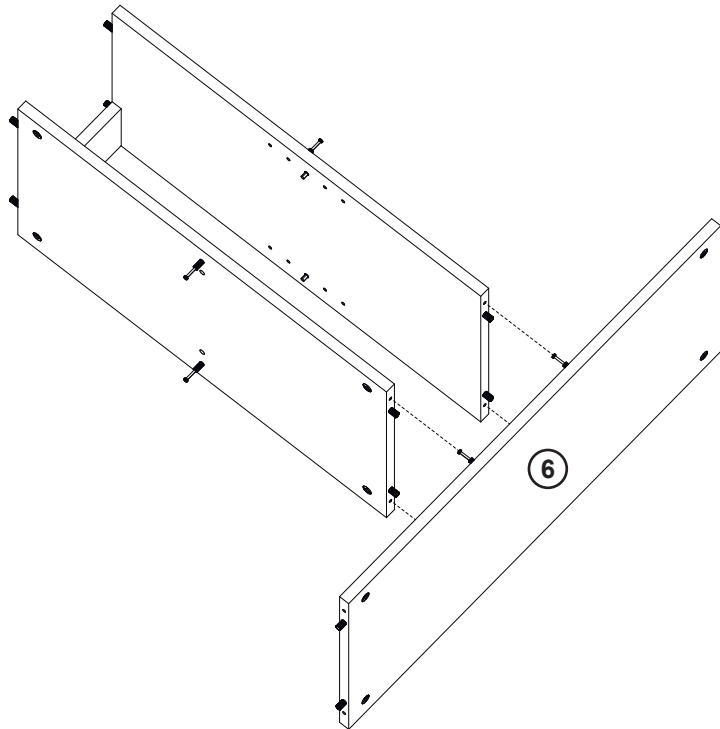


5

s1 x 4



Ø 20mm

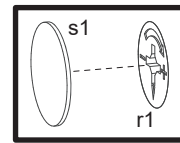
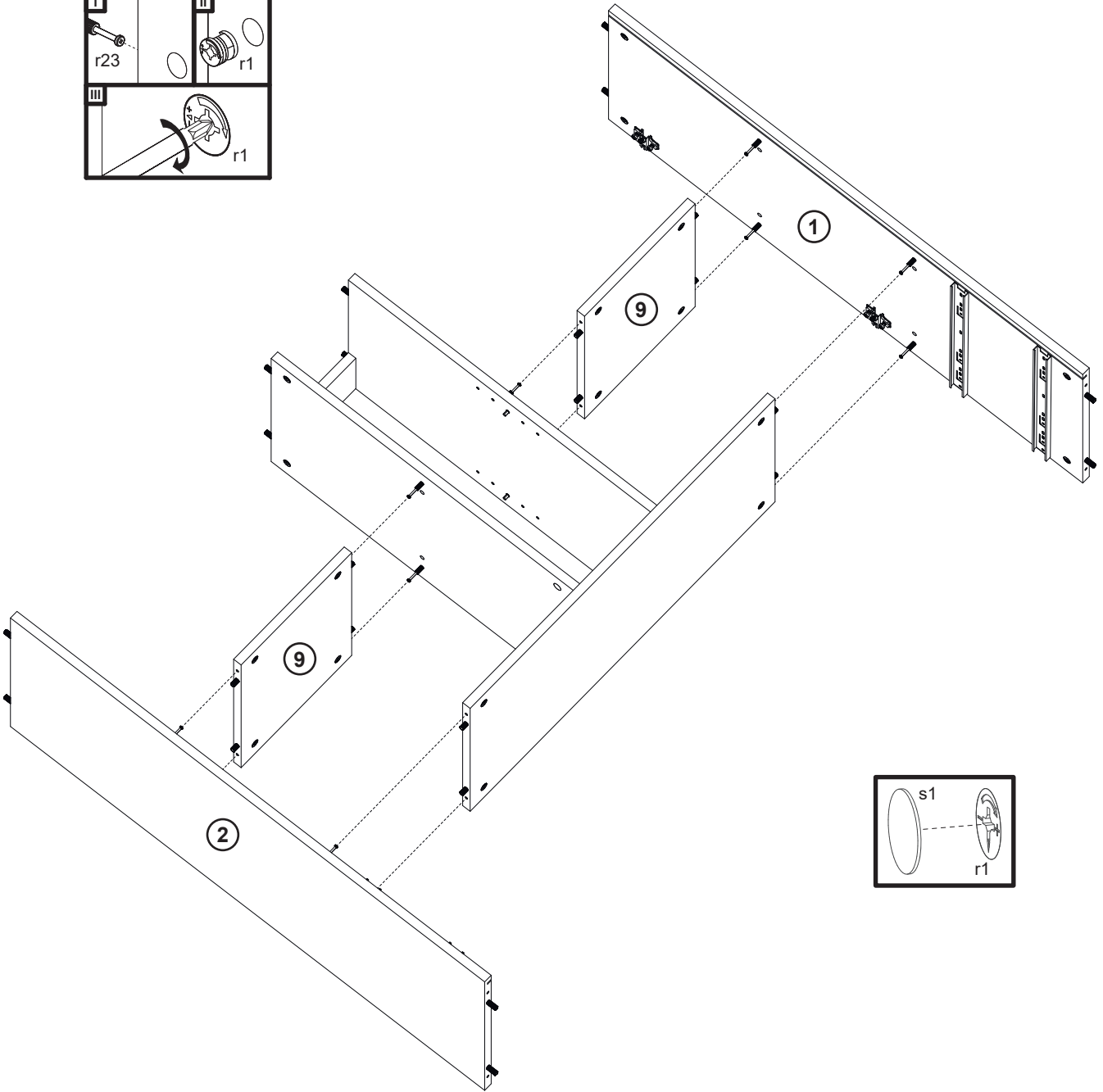
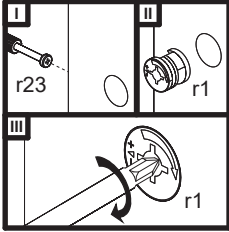


6

s1 x 8



Ø 20mm

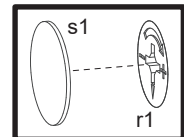
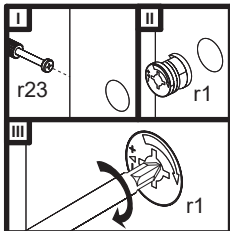
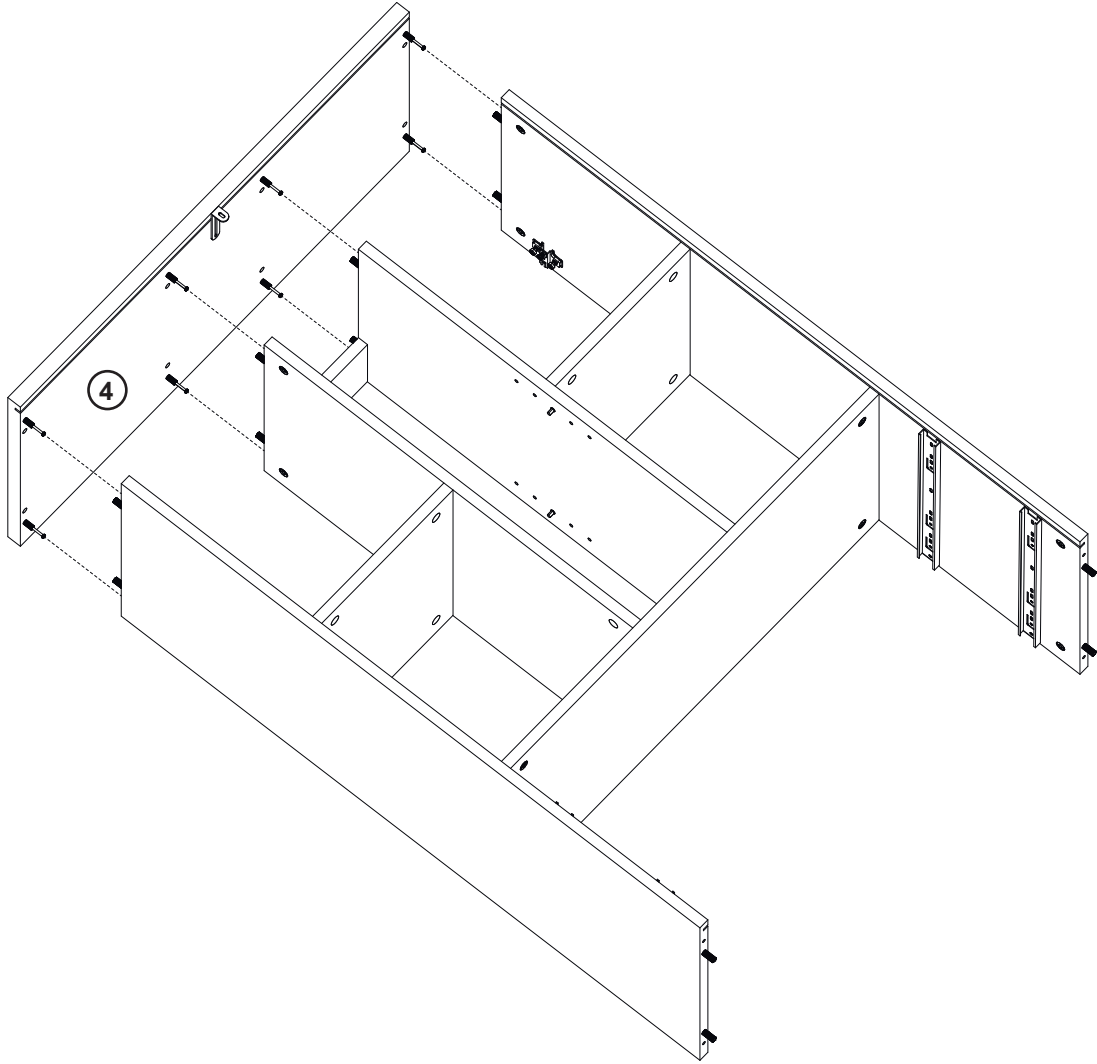


7

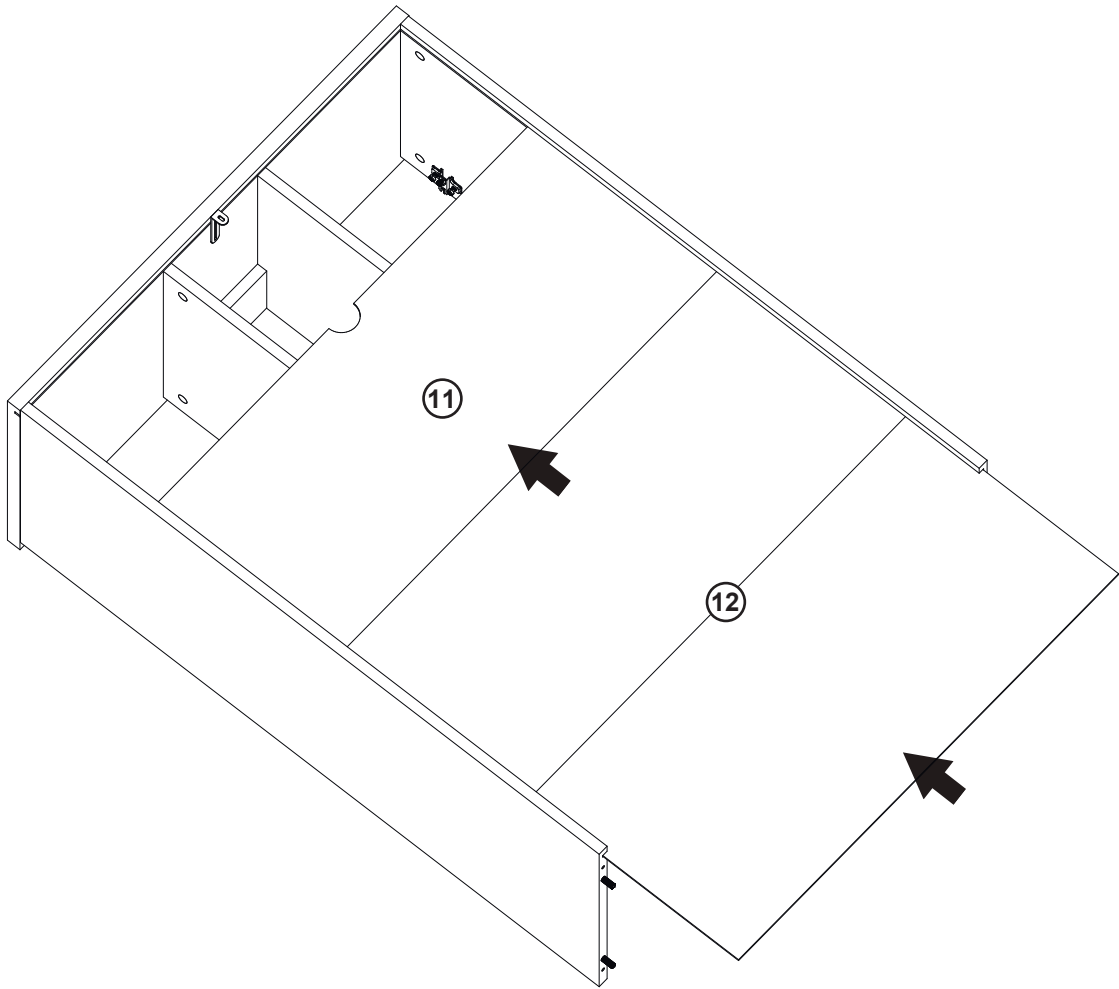
s1 x 8



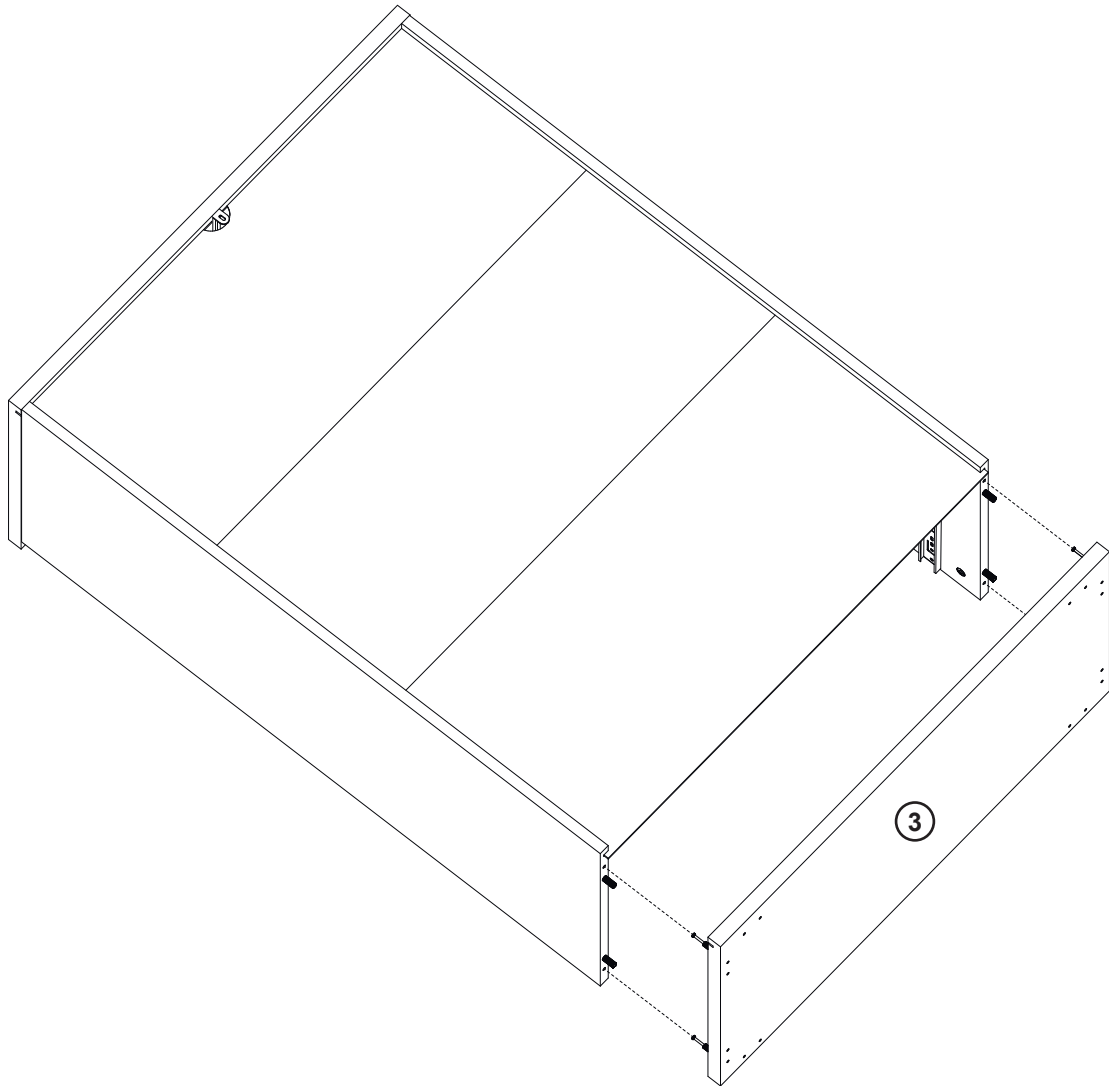
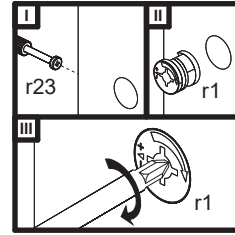
Ø 20mm



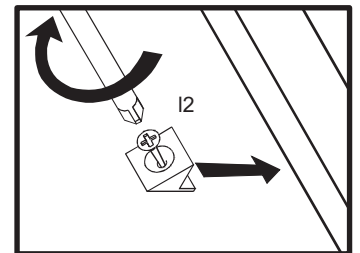

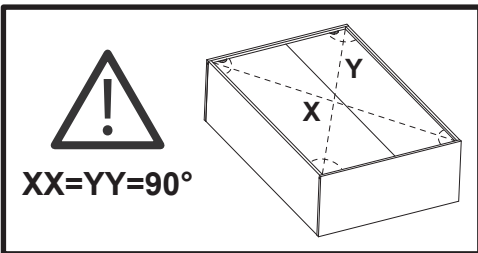
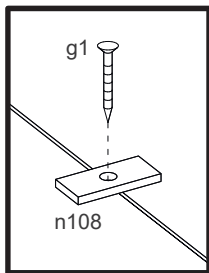
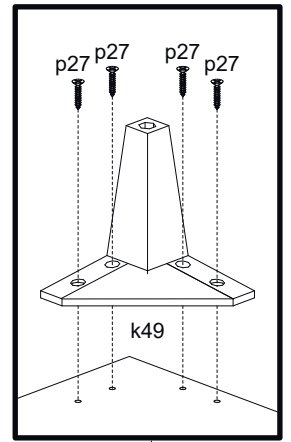
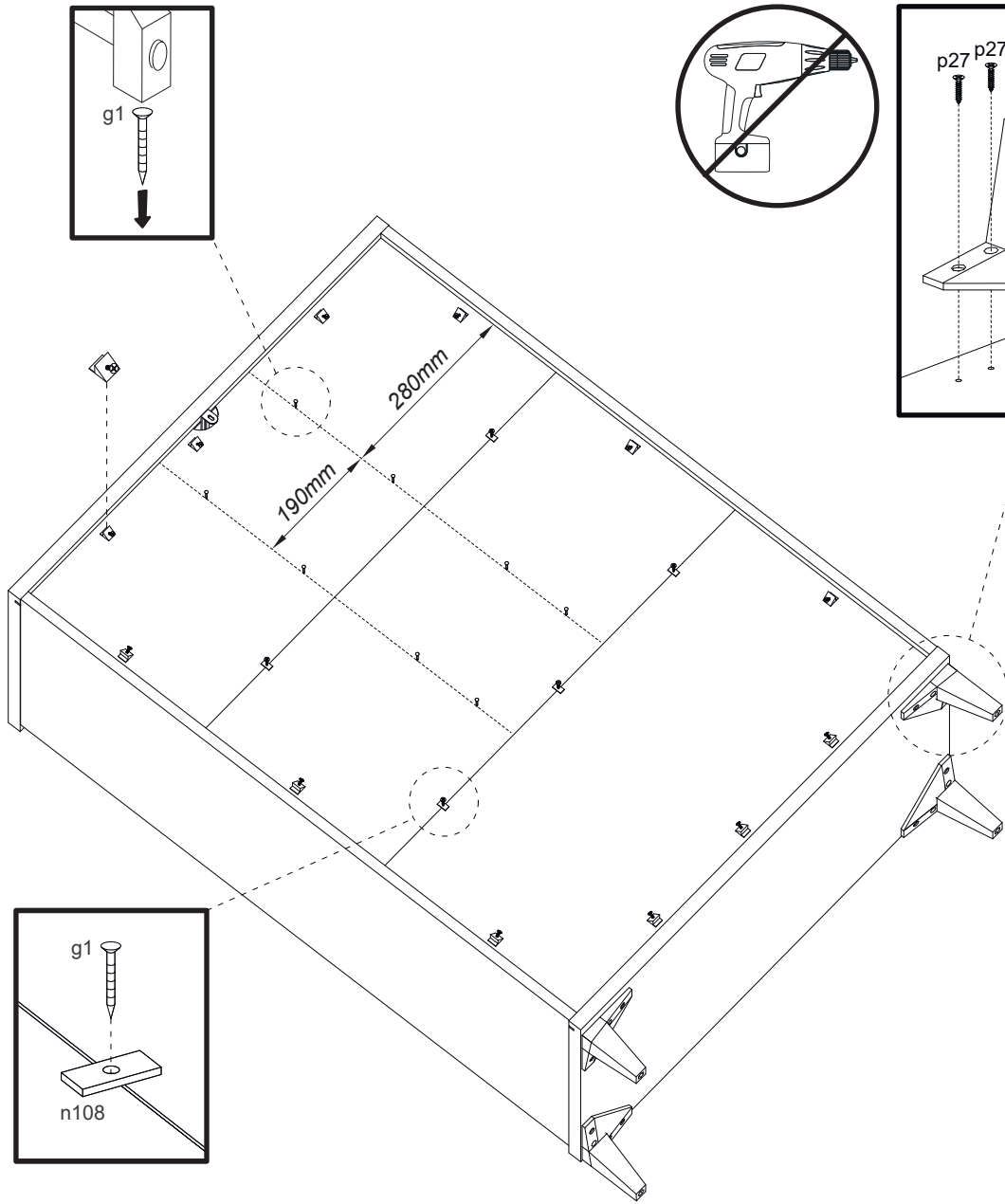
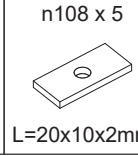
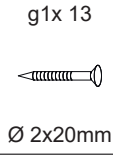
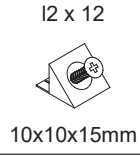
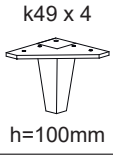
8



9



10



11

z1 x 1




4mm

e27 x 8



Ø 6,3x50mm

r23 x 8



45mm

r1 x 8



Ø 15x12mm

k3 x 2



154x44x24mm

p26 x 4



Ø 4x25mm

s1 x 8

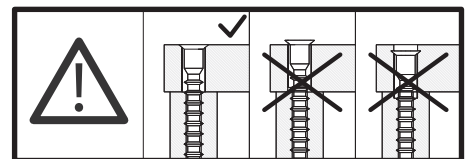

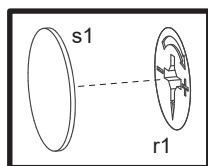
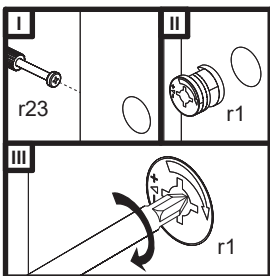
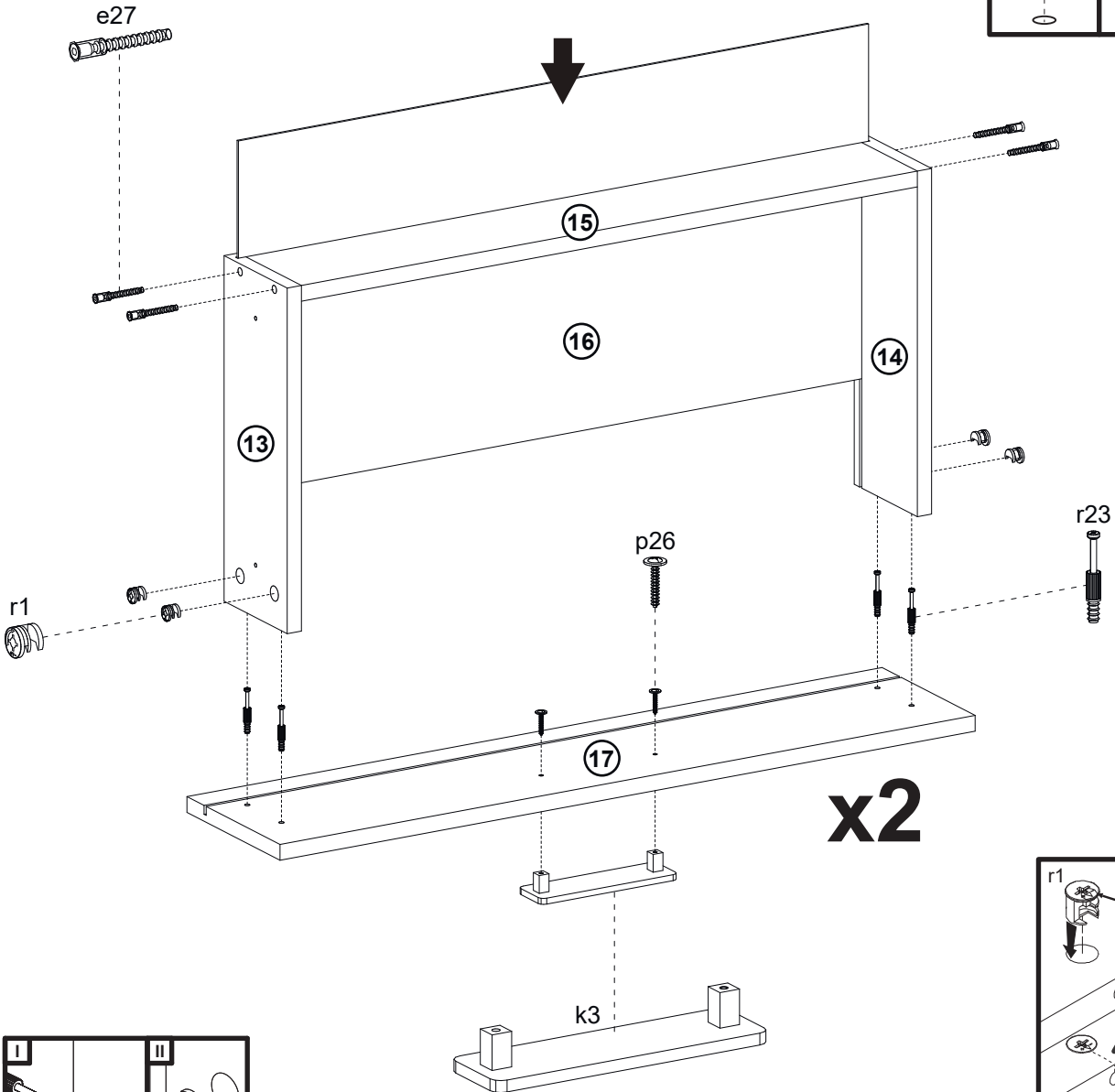
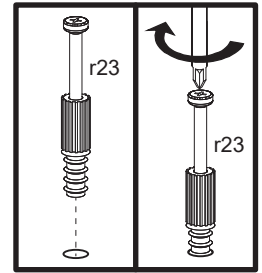
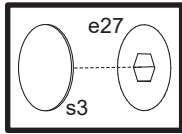
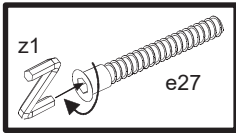


Ø 20mm

s3 x 8




Ø 12mm



12

n2 x 2



L=350mm

e5 x 8



Ø 5x11mm

g1 x 16

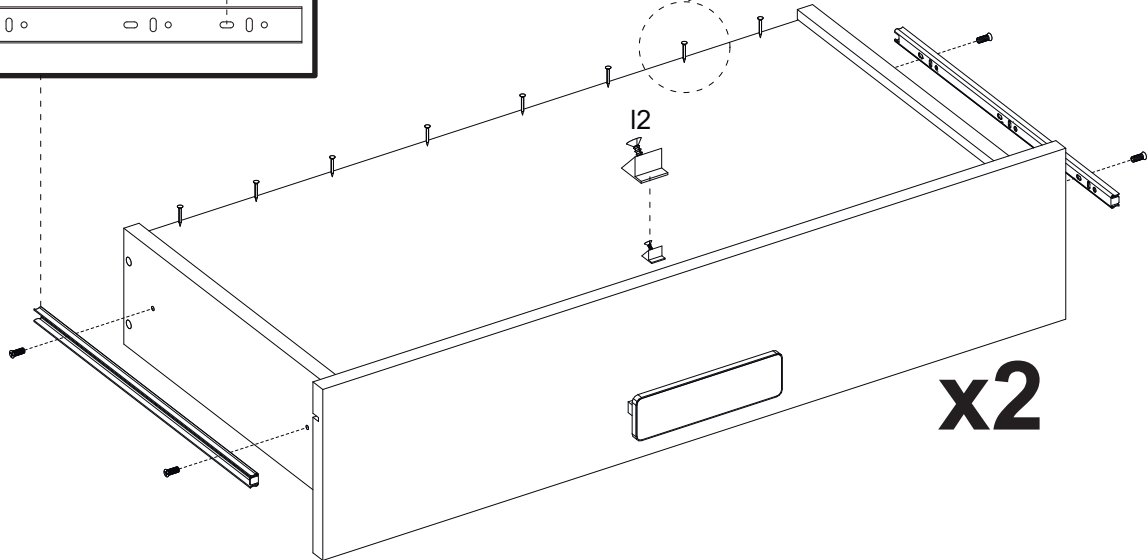
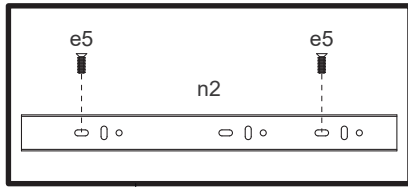
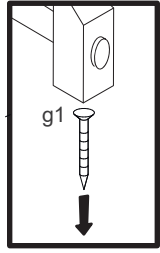


Ø 2x20mm

l2 x 2



10x10x15mm



13

k3 x 2



154x44x24mm

p26 x 4



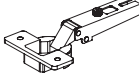
Ø 4x25mm

p51 x 8



Ø 3,5x16mm

a1 x 4

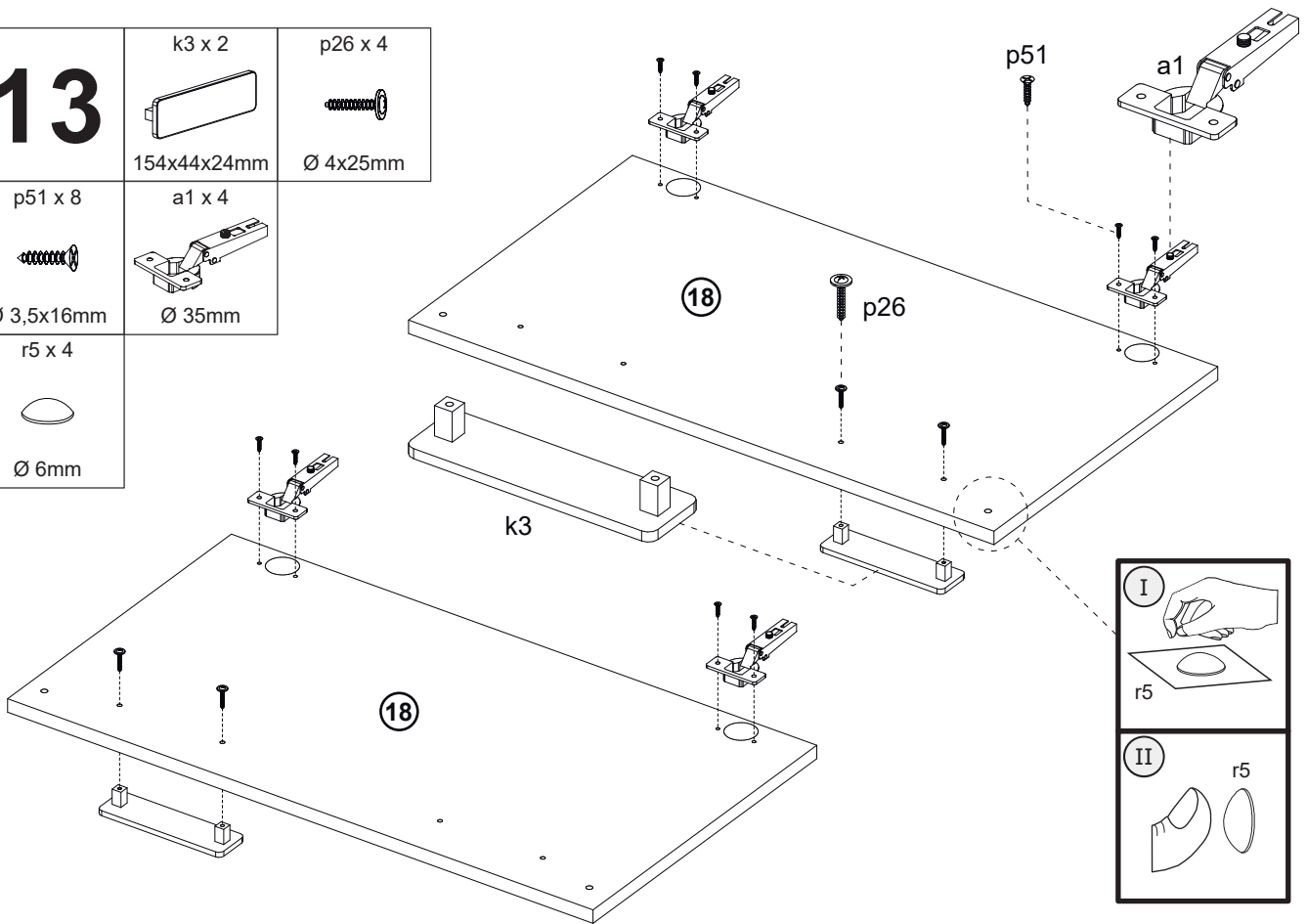


Ø 35mm

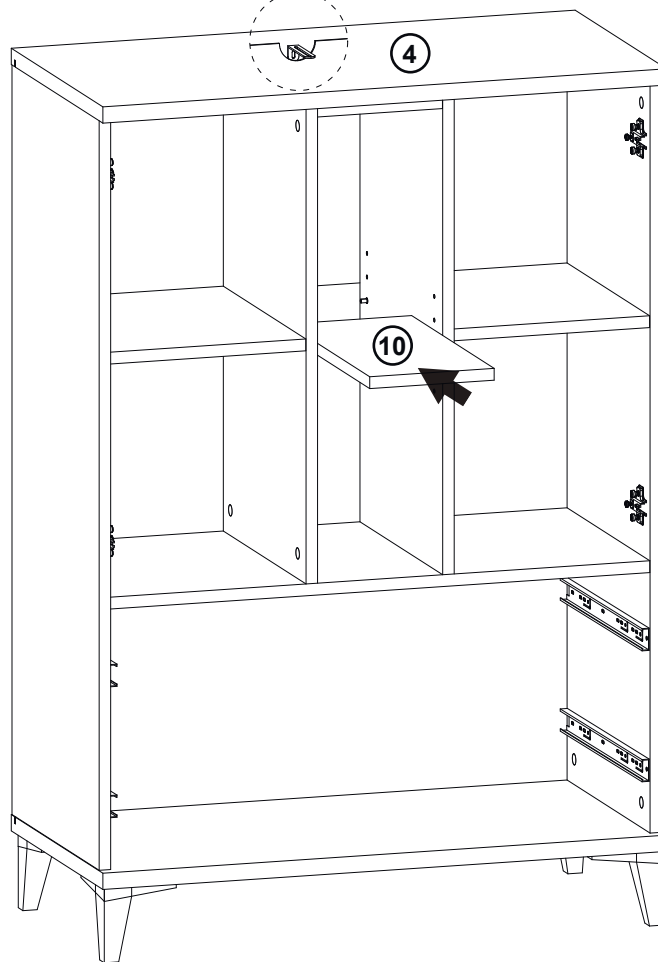
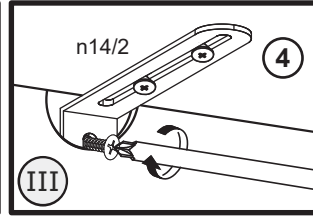
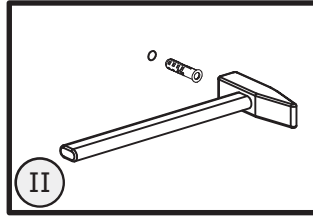
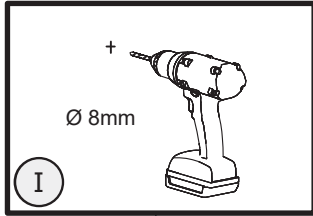
r5 x 4



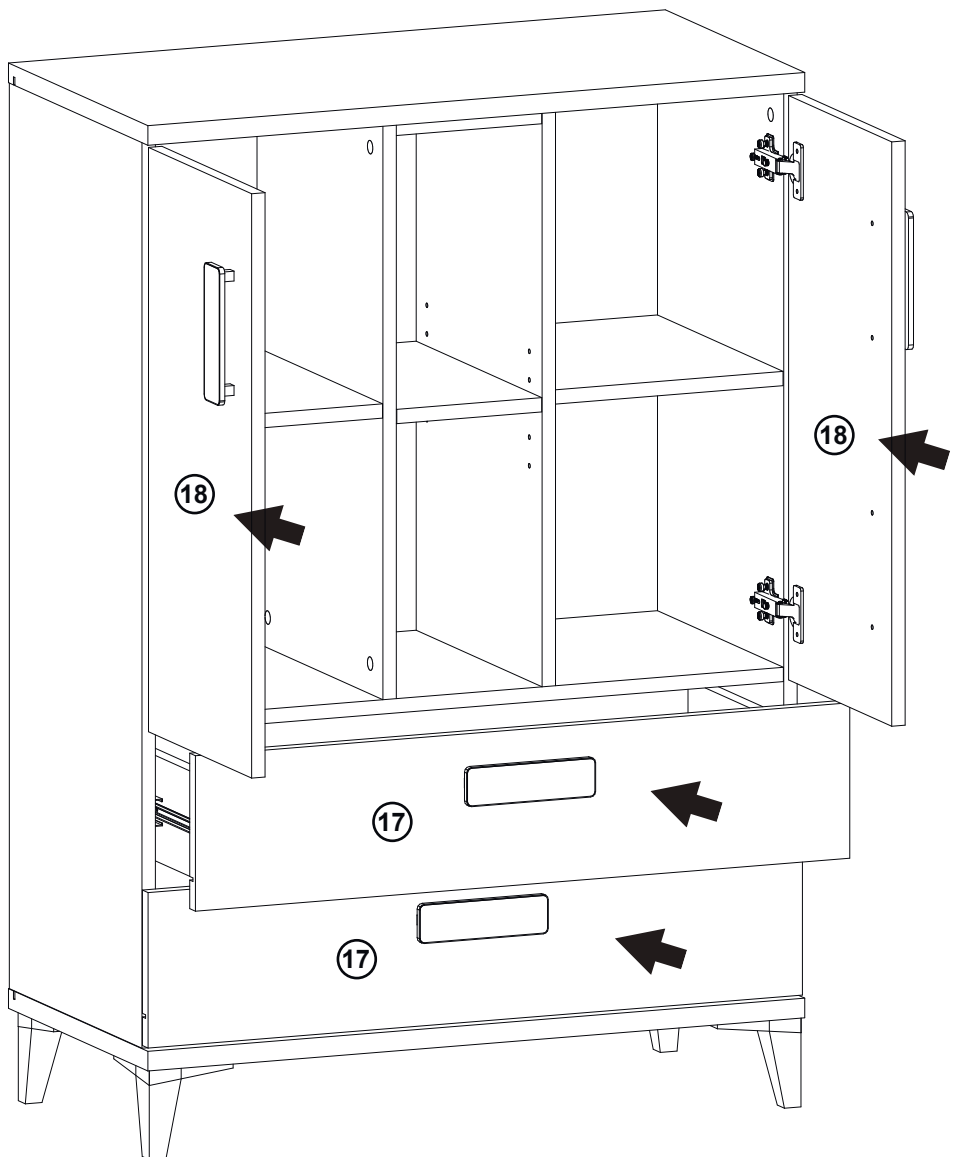
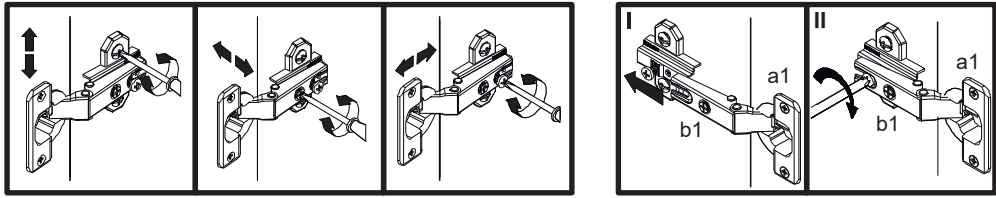
Ø 6mm

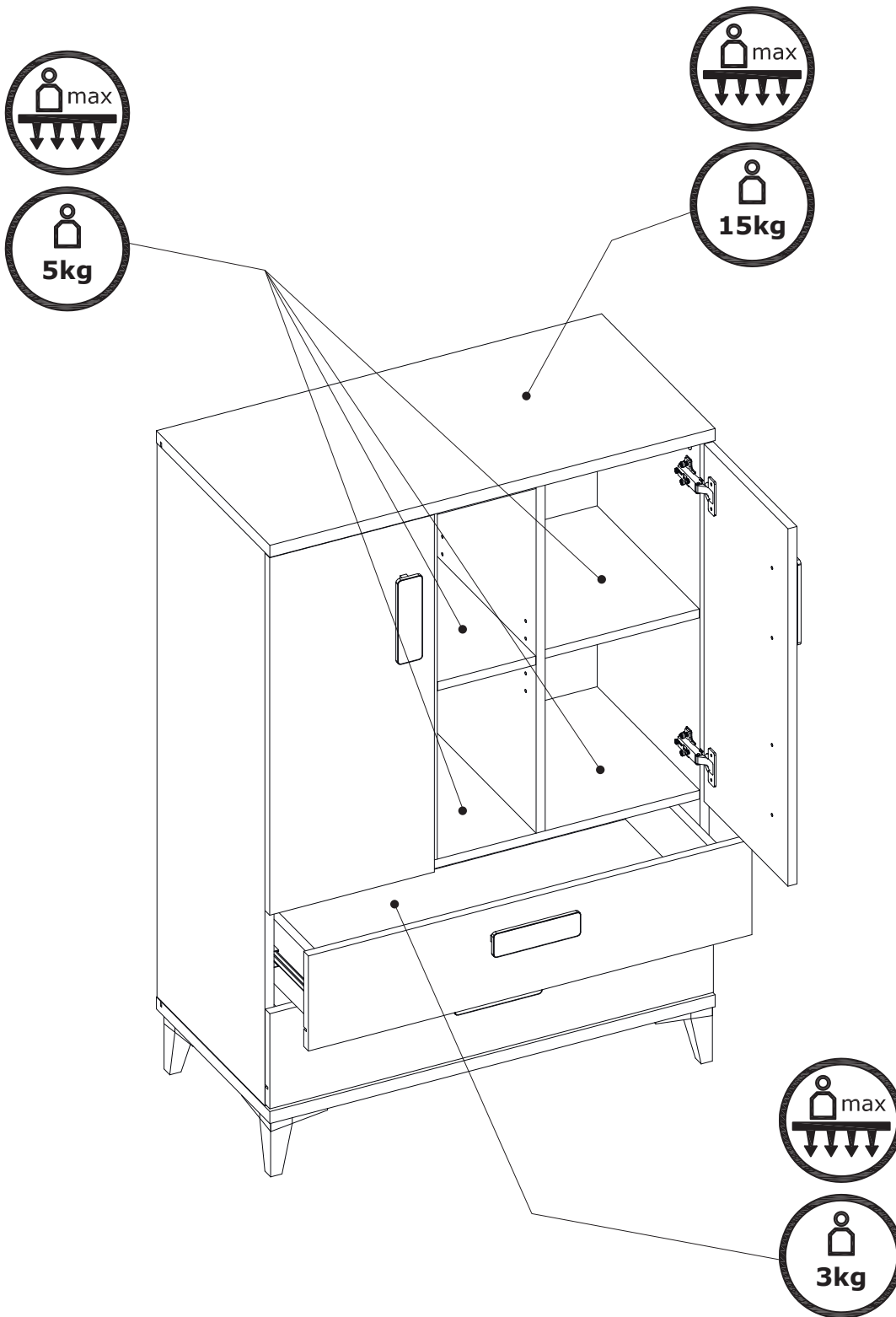




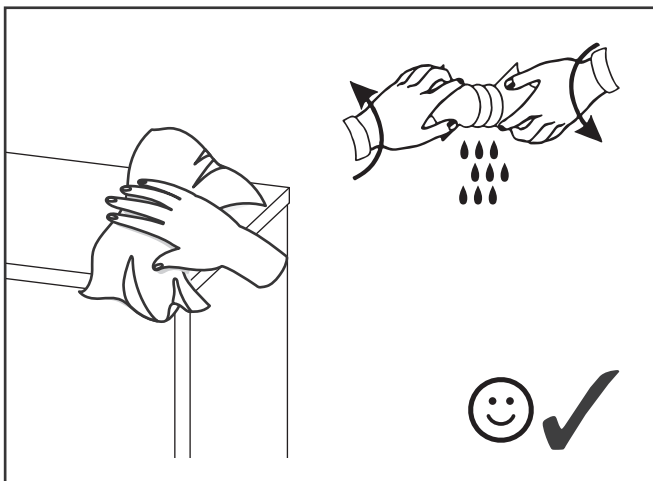
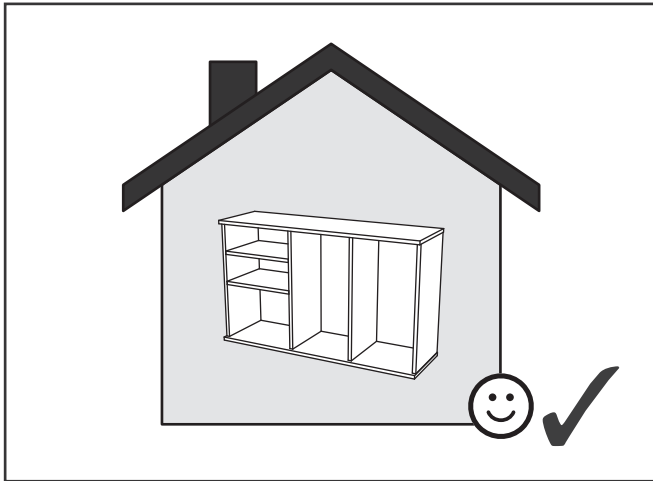
14



15







- PL** Powierzchnię mebli należy czyścić tylko środkami do pielęgnacji mebli. Szanowny kliencie w przypadku reklamacji prosimy wypełnić druki reklamacyjne dostępne w punktach sprzedaży przedkładając Kartę Reklamacyjną (zawierającą datę produkcji i numer pakowacza lub zmiany pakowania) umieszczona w każdej z paczek, oraz instrukcję montażu mebla, gdzie prosimy o zaznaczenie uszkodzonego elementu.
- SK** Povrch nábytku čistite iba prostriedkami určenými na ošetrovanie nábytku.Vá ení zákazníci! V prípade reklamácie prosíme, aby ste vyplnili tlačivá, ktoré sú prístupné v obchodoch, predlo ili Reklamačný list (ktorý obsahuje dátum výroby a číslo baliča alebo číslo zmeny pri balení), ktorý sa nachádza v ka dom balení a návod na montáž nábytku, v ktorom označte poškodenú čas.
- CZ** Povrch nábytku čistěte pouze přípravy určenými k ošetřování nábytku.Vá ený zákazníkú, v případě uplatnění reklamace vyplňte prosím reklamační formuláře, které jsou dostupné v prodejnách a předlo te Reklamační kartu (obsahující datum výroby a číslo balení nebo změny balení, která je umístěna v balíčku) a návod k obsluze s vyznačením poškozeného dílu.
- BG** Повърхността на мебелите трябва да се почиства само с препарати за поддържане на мебели.Уважаеми клиенти, в случай на рекламация моля попълнете формулярите за рекламация, които ще получите в търговските пунктове, като представите Картата за рекламация (съдържаща датата на производство и номера на опаковчика или смяната за опаковане), която ще намерите във всяка опаковка, и инструкцията за монтаж на мебела, върху която да отбележите повредения елемент.
- RO** Suprafata ei trebuie să fie curătată numai cu substanțe destinate pentru curățarea mobilei.Stimate Cumpărător, în caz de reclamatie vă rugăm să completați formularul de reclamatie pe care îl puteți lua de la punctul de vânzare și pe care îl veți prezenta împreună cu Cartela de Garantie (care conține data producției și nr ambalatorului sau turei de ambalare), însoțită la fiecare ambalaj, precum și instrucțiunile de montaj ale mobilei, pe care vă rugăm să marcați elementul deteriorat.
- UA** Поверхню меблів потрібно чистити тільки засобами для догляду за меблями.Шановний клієнте для заяви рекламачії, просимо заповнити формуляр рекламачії, доступний у пунктах продажу, вказуючи рекламачійну карту (містить дату виробництва та номер пакувальника або зміни упаковки), прикладену до кожного пакету, а також інструкцію з монтажу меблів, на якій просимо позначити пошкоджений елемент.
- RUS** Поверхность мебели надо чистить только средствами для ухода за мебелью.Уважаемый клиент для заявления рекламации, просим заполнить формуляр рекламации, доступный в пунктах продажи, указывая Рекламационную карту (содержащую дату производства и номер упаковщика или смены упаковки), приложенную к каждому пакету, а также инструкцию по монтажу мебели, на которой просим обозначить поврежденный элемент.
- DE** Reinigen Sie den Möbelbereich nur mit Möbelpflege. Kunden, bei Beanstandung Bitte füllen Sie die Reklamationsformulare, die in den Verkaufsabteilungen erhältlich sind, vor dem Verkauf aus eine Reklamationskarte (mit Angabe des Produktionsdatums und der Anzahl der Personen, die die Waren verpacken, oder der Anzahl der Schichten)Verpackung), die in jeder Packung enthlten ist, und Halterungen, in denen Sie reichlich vorhanden oder beschädigt sind ElementeReinigen Sie den Möbelbereich nur mit Möbelpflege. Kunden, bei Beanstandung.
- GB** Furniture surface must be cleaned only with furniture maintenance formulas.Dear Customer, should you wish to file a complaint, we would request you to fill in the complaint forms available in our outlets, submitting the Complaint Card (specifying the date manufactured, packaging employee/ shift code) enclosed in each of the packets, together with the Assembly Manual, where please highlight the faulty component.
- H** A bútorok felületét kizárólag a bútorápolószerekkel lehet tisztítani. Tisztelt Vásárló! Reklamáció esetén kérjük az eladási helyeken kapható reklamációs nyomtatványokat kitölteni a Reklamációs Lap (tartalmazza a gyártási dátumát és csomagoló számát vagy műszakszámát) bemutatásával, amely mindegyik csomagban található, valamint a bútor szerelési utasítását, amelyen kérjük a sérült elemet bejelölni sziveskedjék.
- FR** La surface des meubles ne peut être nettoyée qu'avec des produits pour l'entretien de meubles. Cher Client, en cas de réclamation, veuillez bien remplir des formulaires de réclamation accessibles dans les centres de vente en montrant le mode d'emploi pour monter le meuble. Nous vous demandons de bien vouloir y entourer l'élément en panne.
- ES** Limpiar la superficie de muebles exclusivamente con los agentes para el cuidado de los muebles.Estimado Cliente, en caso de reclamaciones, hagan favor de rellenar los formularios de reclamación disponibles en los puntos de venta, presentando las instrucciones de montaje de mueble, donde es necesario indicar un elemento estropeado.
- NL** Het oppervlak van meubels hoeft alleen te worden gereinigd door middel van meubelverzorging Beste klant voor de verklaring!
klacht, vul dan het klachtenformulier in dat beschikbaar is in de verkooppunten, met vermelding van: klachtenkaart (bevat de fabricagedatum en het nummer van de verpakker of verandering van verpakking), bevestigd aan elk pakket, evenals instructies voor het installeren van meubels, die we u vragen te markeren beschadigd item.